

UNITÀ CONDENSATRICI E SISTEMI SPLIT - R744 TRANSCRITICA - MULTIUTENZA
 CONDENSING UNITS AND SPLIT SYSTEMS - TRANSCRITICAL R744 - MULTIPLE UTILITIES



CO₂NNEXT

GREEN SOLUTIONS

- GAS NATURALE CO₂ (R744)**
NATURAL GAS CO₂ (R744)
- RISPARMIO ENERGETICO**
ENERGY EFFICIENCY
- MEDIA TEMPERATURA (-5 °C +5 °C)**
MEDIUM TEMPERATURE (-5 °C +5 °C)
- BASSA TEMPERATURA**
LOW TEMPERATURE
- BASSA RUMOROSITÀ**
LOW NOISE

Co2nnext è una gamma di unità condensatrici e sistemi split a R744 transcritica che utilizza un compressore BLDC a giri variabili per applicazioni di media e bassa temperatura (celle frigorifere, banchi e murali) in supermercati di piccola taglia. Grazie a una nuova generazione di controlli elettronici per la CO₂, questo sistema facile da installare è disegnato per collegare fino a 5 utenze. Efficienza energetica, sostenibilità ambientale e perfetta conservazione del cibo sono garantiti da Rivacold.

Co2nnext is a range of condensing units and split systems using R744 transcritical variable speed BLDC hermetic compressor for medium and low temperature applications in convenient stores' cold rooms, counters and wall display cabinets. Thanks to a new generation of control for CO₂, this easy to install system is designed for connecting up to 5 utilities. Energy efficiency, eco-sustainability and perfect food conservation are guaranteed by Rivacold.


MULTI APPLICATION



x1 COLD ROOMS



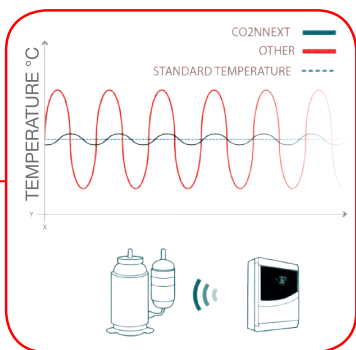
x3 WALL CABINETS




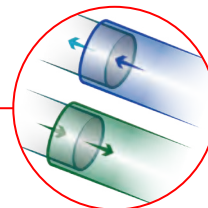
x5 COUNTERS

AND OTHER COMBINATION MODES

FOOD CONSERVATION



EASY FIX



CO₂NNEXT



Reference			CO ₂ NNext MT Series Aircooled				CO ₂ NNext LT Series Aircooled		
			CO ₂ NNext 30	CO ₂ NNext 45	CO ₂ NNext 67	CO ₂ NNext 100	CO ₂ NNext 75**	CO ₂ NNext 167**	
Refrigerant	Name	[-]	CO ₂ (R744)						
Compressor MT	Q.ty	[nr]	1	1	1	1	2	2	
	Model	[-]	Rotary hermetic, BLDC motor						
	Motor	CC	3	4,5	6,7	10	4,5+3	10+6,7	
Gas Cooler	Type	[-]	with EC fan motors	with EC fan motors	with EC fan motors	with EC fan motors	with EC fan motors	with EC fan motors	
	No. Fan motors	[-]	1	1	2	2	1	2	
	Diameter	[mm]	450	450	450	450	450	450	
	Fan motors max speed	[rpm]	885	885	885	885	885	885	
Sub Cooler			Yes	Yes	Yes	Yes	Yes	Yes	
Electrical absorption*	Absorbed current MT	[A]	9,4	16	20,5	12	-	-	
	Power supply		230/1/50			400/3/50	230/1/50	400/3/50	
Refrigeration*	Refrigerant capacity MT TeMT = -10°C*	[kW]	2,5	3,8	5,5	8,2			
	Refrigerant capacity LT TeMT = -35°C**						2,2	4,9	
	Rps min/max		25/100	25/100	25/100	25/100	25/100	25/100	
	Tamb max	[°C]	43	43	43	43	43	43	
Piping	MT suction	[mm]	10	10	10	10	10	10	
	MT liquid	[mm]	10	10	10	10	10	10	
	Design PS	[bar]	120/80/60						
PED	Category	[-]	1						
Eco Design	Compliant		Yes	Yes	Yes	Yes	Yes	Yes	
Weight	(without insulation)	[kg]	140	140	150	150	170	170	
24h average LpA 10m (dBA)	Only housing	[dBA]	33,1	38,5	36,6	37,6	36,5	40,1	
	Housing and standard insulation	[dBA]	31,5	36,5	34,6	35,6	34,5	38,1	
	Housing and plus insulation	[dBA]	27,5	32,5	30,7	31,6	30,5	34,2	
Dimensions	L	[mm]	1300	1300	1300	1300	1300	1300	
	P	[mm]	485	485	485	485	485	485	
	H	[mm]	1200	1200	1200	1200	1200	1200	
Options	tERA remote monitoring		Yes	Yes	Yes	Yes	Yes	Yes	
	Water cooled		Yes	Yes	Yes	Yes	Yes	Yes	

CO₂NNext 30
 CO₂NNext 45
 CO₂NNext 75



Dimensions
 L - P - H: 1300 - 485 - 1200

CO₂NNext 67
 CO₂NNext 100
 CO₂NNext 167



Dimensions
 L - P - H: 1300 - 485 - 1200

Per ulteriori informazioni, contattare il nostro ufficio tecnico / For further information, please contact our technical dept

Descrizione, dati tecnici e illustrazioni sono indicativi e non vincolanti. La Rivacold si riserva il diritto di modificare per intero o in parte le specifiche descritte nella presente documentazione senza preavviso e a beneficio della continuità produttiva, di utilizzare produttori alternativi di componenti previsti nel progetto.

Descriptions, technical data and pictures are to be considered as a guide and not binding. Rivacold reserves the right to change in whole or part, the specification detailed in this documentation without prior notice and, when necessary to achieve continuous productions, to use alternative manufactures of components for design accomplishment.

* TeMT= +34°C gascooler outlet, Tamb +32°C

** preliminary